

# CASTOR 3 MINI ROUND FIX

## DARK LIGHT REFLECTOR

### RECESSED ROUND FIX PINHOLE DOWNLIGHT LUMINAIRE



- FIXTURE COLOUR OPTIONS**
- Matt White
  - Matt Black

- REFLECTOR COLOUR OPTIONS**
- Chrome "Dark Light Reflector"
  - Black "Dark Light Reflector"
  - Gold "Dark Light Reflector"

*tuneWHITE™ and flexiK are recommended to pair with Soft Lens for better colour mixing effect.*



- Compatible with 35 and 50 series LED modules
  - Colour temperature options: 2700K, 3000K, 3500K, 4000K, 5000K, tuneWHITE™, WARM DIM, flexiK
  - Colour rendering index: 85 or 95
  - Up to 50,000 hours L80 lamp life with LM80 tested LED chip packages
  - Beam pattern options: 10°, 20°, 35° (depending on LED module)
  - Luminous flux: 310lm to 1600lm (depending on LED module)
  - Supplied with non-dimmable or phase/0-10V/DALI dimmable LED driver
  - 77mm cutout
  - ATePS™ Automated Thermal Protection System
  - ComfyEYE, reduced flicker percentage
  - X-BEAM, maximising light output ratio with converging optical lens
  - Interchangeable LED module system
  - Optional linear spread lens, IP54 seal and honeycomb anti-glare louvre
- Castor 3 Mini Dark Light Reflector series are prefix with soft lens



*The information above is at nominal values accuracy of +/-7%.*

## AVAILABLE OPTIONS

### LED MODULE




### TEMPERATURE



### DRIVER

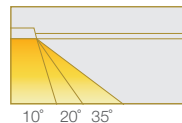


### ACCESSORIES

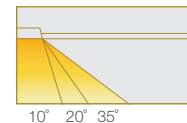


### BEAM ANGLE

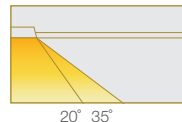
**SINGLE CCT**  
35 NEST / 50 NEST / 50 CLASSIC / 50 PRO



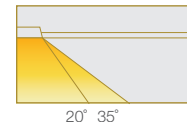
**WARM DIM**  
35 NEST / 50 NEST



**tuneWHITE™**  
50 NEST / 50 PRO



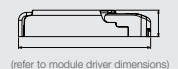
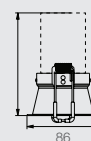
**WARM DIM**  
50 PRO



## DIMENSIONS (MM)

*\*Displayed height measurements are for highest point of tilting.*

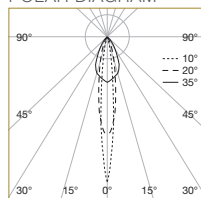
- 35N : 90
- 50N : 115
- 50C/P : 115
- MR16 : 90



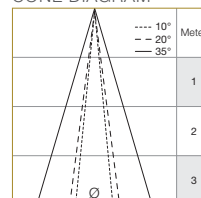
# CASTOR 3 MINI DARK LIGHT REFLECTOR

### 50 PRO

#### POLAR DIAGRAM



#### CONE DIAGRAM



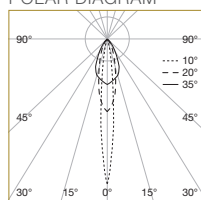
Ø = DIAMETER

	E <sub>max</sub> (lx)		
	10°	20°	35°
E (0°)	9836	9043	3748
Cone DØ (m)	0.19	0.26	0.58
E (0°)	2459	2260.75	937
Cone DØ (m)	0.38	0.52	1.16
E (0°)	1093	1005	416
Cone DØ (m)	0.57	0.78	1.74

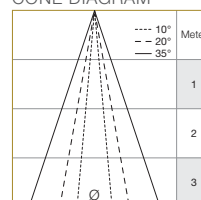
Correction Factor : 50C - f = 0.8  
50N - f = 0.63  
35N - f = 0.5

### 50 NEST WARM DIM

#### POLAR DIAGRAM



#### CONE DIAGRAM



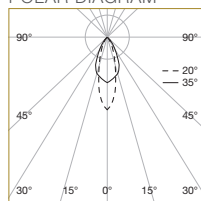
Ø = DIAMETER

	E <sub>max</sub> (lx)		
	10°	20°	35°
E (0°)	3178	1785	1050
Cone DØ (m)	0.19	0.35	0.58
E (0°)	794.5	446.25	262.5
Cone DØ (m)	0.38	0.70	1.16
E (0°)	353	198	117
Cone DØ (m)	0.57	1.05	1.74

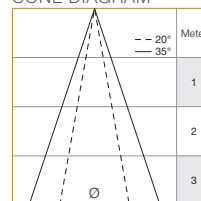
Correction Factor : 35N - f = 0.74

### 50 PRO WARM DIM

#### POLAR DIAGRAM



#### CONE DIAGRAM

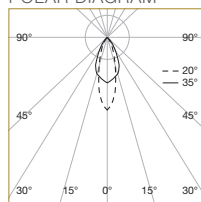


Ø = DIAMETER

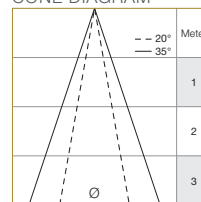
	E <sub>max</sub> (lx)	
	20°	35°
E (0°)	4887	2874
Cone DØ (m)	0.35	0.58
E (0°)	1221.75	718.5
Cone DØ (m)	0.70	1.16
E (0°)	543	319
Cone DØ (m)	1.05	1.74

### 50 PRO tuneWHITE™

#### POLAR DIAGRAM



#### CONE DIAGRAM



Ø = DIAMETER


	E <sub>max</sub> (lx)	
	20°	35°
E (0°)	4249	2499
Cone DØ (m)	0.35	0.58
E (0°)	1062.25	624.75
Cone DØ (m)	0.70	1.16
E (0°)	472	278
Cone DØ (m)	1.05	1.74

Correction Factor : 50N - f = 0.6

# CASTOR 3 MINI

## DARK LIGHT REFLECTOR

### ORDERING MATRIX CHART



FIXTURE							SINGLE CCT LED MODULE				DRIVER
Type	Trim Options	Shape	Angle	Colour	Reflector Color	Accessories	LED Power	Beam Angle	Colour Temp	CRI	Dimming
<b>CASTOR-3MINI</b>											
	Trim	<b>RD</b> Round	<b>FX</b> Fix	<b>WH</b> Matt White	<b>CR</b> Chrome	None	<b>35N</b> 6W	<b>10</b> 10°	<b>27</b> 2700K	Standard	<b>ND</b> Non-Dim
	<b>X</b> Trimless		<b>TL</b> Tilt	<b>MB</b> Matt Black	<b>CB</b> Chrome Black	<b>AGL</b> Anti-Glare Louvre	<b>50N</b> 7.5W	<b>20</b> 20°	<b>30</b> 3000K	<b>PA</b> ProART	<b>PH</b> Phase
					<b>CG</b> Chrome Gold	<b>LSL</b> Linear Spread Lens	<b>50C</b> 10W	<b>35</b> 35°	<b>35</b> 3500K		<b>AN</b> 0-10V
**IP54 seal accessory is only valid for fix angle fixtures only.						<b>IP</b> IP54	<b>50P</b> 13W		<b>40</b> 4000K		<b>DA</b> DALI
									<b>50</b> 5000K		
WARM DIM LED MODULE										DRIVER	
							<b>35N</b> 6W	<b>10</b> 10°	<b>WD</b> WARM DIM	<b>PA</b> ProART	<b>PH</b> Phase
							<b>50N</b> 7.5W	<b>20</b> 20°			<b>AN</b> 0-10V
							<b>50P</b> 13W	<b>35</b> 35°			<b>DA</b> DALI
*10° Beam angle option is only available with 35N and 50N WARM DIM LED Modules.											
tuneWHITE™ LED MODULE										DRIVER	
							<b>50N</b> 7.5W	<b>20</b> 20°	<b>TW18</b> tuneWHITE™ 1800K-4000K	<b>PA</b> ProART	<b>DA</b> DALI
							<b>50P</b> 13W	<b>35</b> 35°	<b>TW27</b> tuneWHITE™ 2700K-6500K		
flexiK LED MODULE										DRIVER	
							<b>50N</b> 7.5W	<b>20</b> 20°	<b>FK##</b> flexiK	<b>PA</b> ProART	<b>PH</b> Phase
							<b>50P</b> 13W	<b>35</b> 35°			<b>AN</b> 0-10V
											<b>DA</b> DALI

example: CASTOR-3MINI.X.RD.TL.WH.CR.IP.50P.35.27.DA

\*Custom RAL colour options available.

## denotes the first two digits of preferred CCT ranging from 1800K to 6500K by increment of 100K  
(ELR 100 PRO 25W LED Module, 35° Beam Angle, 3500K CCT, ProART CRI>95, Phase Dimmable Driver)